



District Report Card: 2017


State: Maharashtra	District: Palghar
Class: 5	Subject: Language
Schools: 61	Students: 1569


Participation/Coverage


Students

GENDER 	Boys		Girls	
	Number	%	Number	%
	787	50.16	782	49.84

AREA 	Rural		Urban	
	Number	%	Number	%
	1348	85.91	221	14.09

CATEGORY 	SC		ST		OBC		GEN	
	Number	%	Number	%	Number	%	Number	%
	38	2.42	1089	69.41	134	8.54	308	19.63

CWSN 	LD	VI	HI	S&LD	ID	Oth
	1	19	2	2	0	29

Management 	Government		Government-aided	
	Number	%	Number	%
	837	53.35	732	46.65

Average Performance of Students in Language (%)

Overall	Gender		Area		Management		Social Group			
	Male	Female	Rural	Urban	Govt.	Aided	SC	ST	OBC	GEN
54.35	52.73	55.98	54.78	51.73	56.81	51.54	45.09	53.69	56.37	56.93

Performance on Learning Outcomes (LOs)

Learning Outcomes	Description	Average Performance(%)
L504	Reads and comprehends independently storybooks, news items/ headlines, advertisements etc.	50.83
L508	Reads text with comprehension, locates details and sequence of events	56.11

Range of Performance of Students who Answered Correctly							
Below 30%		30% - 50%		50% - 75%		Above 75%	
Number	%	Number	%	Number	%	Number	%
337	21.48	382	24.35	451	28.74	399	25.43

Lowest Performing Learning Outcomes (LOs)

- 1 - Reads and comprehends independently storybooks, news items/ headlines, advertisements etc. (50.83)
- 2 - Reads text with comprehension, locates details and sequence of events (56.11)